

CAERPHELLY COUNTY BOROUGH COUNCIL

REPORT TO: CAERPHELLY STANDING ADVISORY COUNCIL FOR RELIGIOUS EDUCATION

DATE: 6TH MARCH 2019

SUBJECT: MONITORING OF RELIGIOUS EDUCATION – ANALYSIS OF GCSE AND GCE EXAMINATION RESULTS 2018

A PURPOSE

To receive and consider the GCSE and GCE examination results of Caerphilly pupils as part of SACRE's role in the monitoring of Religious Education

B BACKGROUND

The information for 16 year- olds currently relates to those electing to follow a GCSE course in Religious Studies in Years 10 and 11 or A/ AS level and to those following GCSE short course in Religious Studies as the schools' provision for RE as part of the basic curriculum.

It should be noted that definitive conclusions cannot be drawn because the figures represent raw scores and do not necessarily reflect the selectivity of the entry and in some cases the numbers are too small to be statistically significant.

C RECOMMENDATIONS

1. That SACRE note and discuss the examinations results 2018.
2. To consider circulating the findings to secondary schools in the Authority raising attention to issues to address factors that impact on outcomes.

PLEASE NOTE:

THE RESULTS RECORDED HERE ARE FOR THOSE PUPILS ENTERED FOR THE EXAMINATIONS. THEY DO NOT NECESSARILY REFLECT THE NUMBER OF PUPILS FOLLOWING THE EXAMINATION COURSE NOR DO THEY INDICATE HOW WELL PUPILS ARE PERFORMING RELATIVE TO THEIR ABILITY.

D SUPPORTING INFORMATION

Appendix Religious Studies Examination Data for Caerphilly Schools 2018

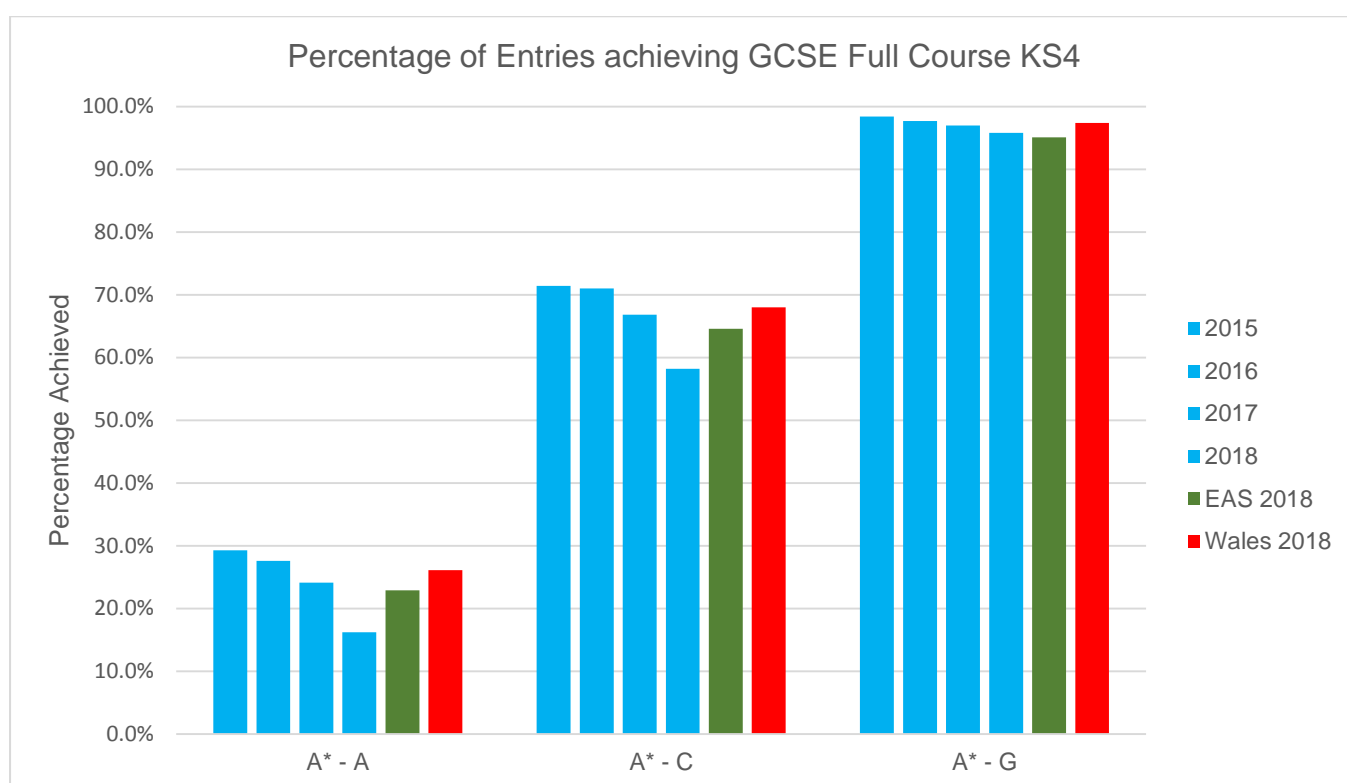
Caerphilly County Borough Council

Religious Education

Examination Results

GCSE Full Course Religious Studies

Caerphilly - GCSE Full Course KS4				
	2015	2016	2017	2018
Cohort Size	1977	2048	1966	1898
Number of Entries	679	604	808	811
Percentage of Entries	34.3%	29.5%	41.1%	42.7%
A* - A	29.3%	27.6%	24.1%	16.2%
A* - C	71.4%	71.0%	66.8%	58.2%
A* - G	98.4%	97.7%	97.0%	95.8%



Based on a Three-Year Trend 2015 – 2018

The percentage of entries increased by 8.4pp from 34.3% to 42.7%. An increase of 132 entries.

However, the results for A* - A grades decreased by 13.1pp from 29.3% to 16.2%.

This is a greater decrease than that seen at regional and national level which is 5.3pp to 22.9% and 4.6pp to 26.1% respectfully. With results below the regional and national level.

The results for A* - C grades decreased by 13.2pp from 71.4% to 58.2%.

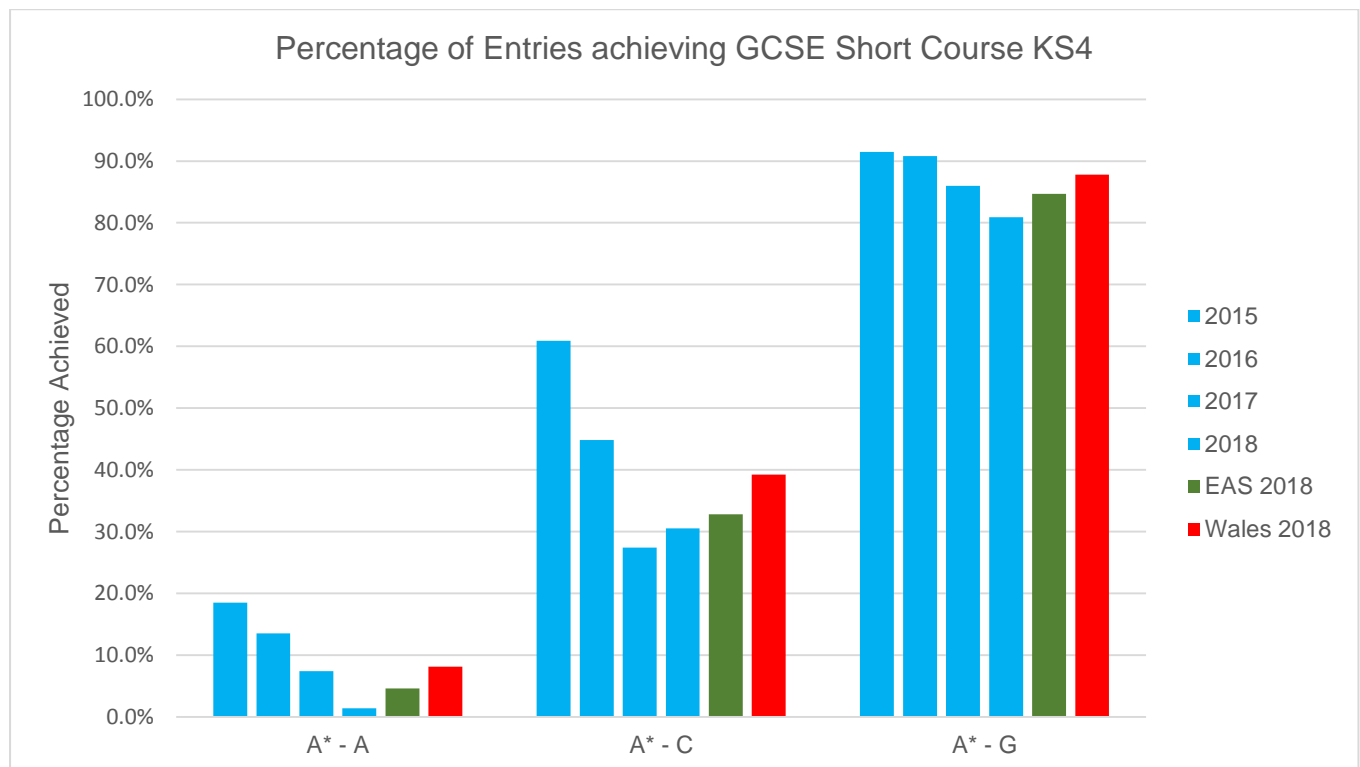
This is greater than the decrease seen at regional level and national level, which is 7.5pp to 64.6% and 6.9pp to 68% respectfully. With results below the regional and national level.

The results for A* - G grades decreased by 2.6pp from 98.4% to 95.8%.

Whereas at regional and national level results have declined by 2.5pp to 95.1% and 0.8pp to 97.4% respectfully. With results above the regional level but below the national level.

GCSE Short Course Religious Studies

Caerphilly - GCSE Short Course KS4				
	2015	2016	2017	2018
Cohort Size	1977	2048	1966	1898
Number of Entries	647	607	365	141
Percentage of Entries	32.7%	29.6%	18.6%	7.4%
A* - A	18.5%	13.5%	7.4%	1.4%
A* - C	60.9%	44.8%	27.4%	30.5%
A* - G	91.5%	90.8%	86.0%	80.9%



Based on a Three-Year Trend 2015 – 2018

The percentage of entries decreased by 25.3pp from 32.7% to 7.4%. A decrease of 506 entries.

The results for A* - A grades decreased by 17.1pp from 18.5% to 1.4%.

There is a declining picture regionally and nationally by 9.6pp to 4.6% and 6pp to 8.1% respectfully. With results below the regional and national level.

The results for A* - C grades decreased by 30.4pp from 60.9% to 30.5%.

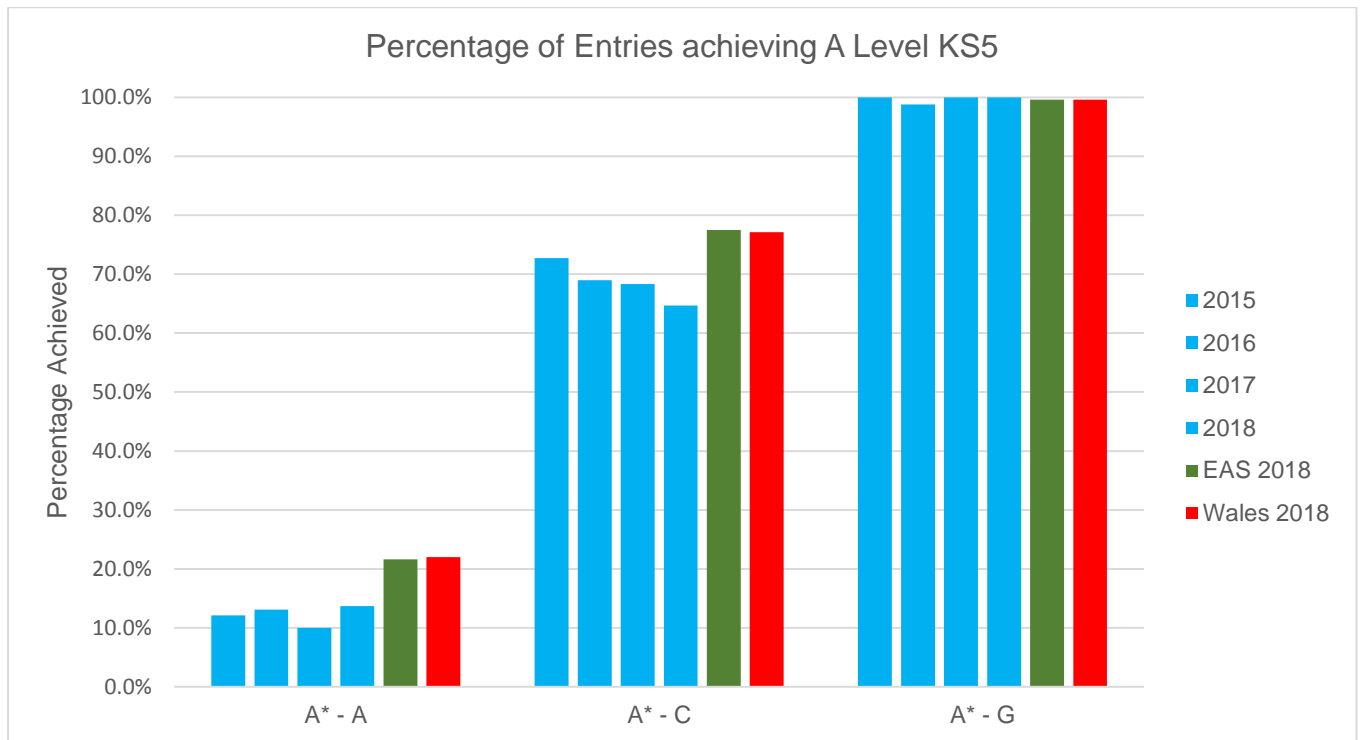
There is a declining picture regionally and nationally by 17.3pp to 32.8% and 13.1pp to 39.2% respectfully. With results below the regional and national level.

The results for A* - G grades decreased by 10.6pp from 91.5% to 80.9%.

There is a declining picture regionally and nationally by 5.6pp to 84.7% and 5.3pp to 87.8% respectfully. With results below the regional level and national level.

A Level Religious Studies

Caerphilly – A Level KS5				
	2015	2016	2017	2018
Cohort Size	613	593	448	438
Number of Entries	99	84	60	51
Percentage of Entries	16.2%	14.2%	13.4%	11.6%
A* - A	12.1%	13.1%	10.0%	13.7%
A* - C	72.7%	69.0%	68.3%	64.7%
A* - E	100.0%	98.8%	100.0%	100.0%



Based on a Three-Year Trend 2015 – 2018

The percentage of entries decreased by 4.6pp from 16.2% to 11.6%. A decrease of 48 entries.

However, the results for A* - A grades increased by 1.6pp from 12.1% to 13.7%.

Whereas the results at regional and national level have declined by 0.9pp to 21.6% and 0.6pp to 22% respectively. Results are below the regional and national level.

The results for A* - C grades decreased by 8pp from 72.7% to 64.7%.

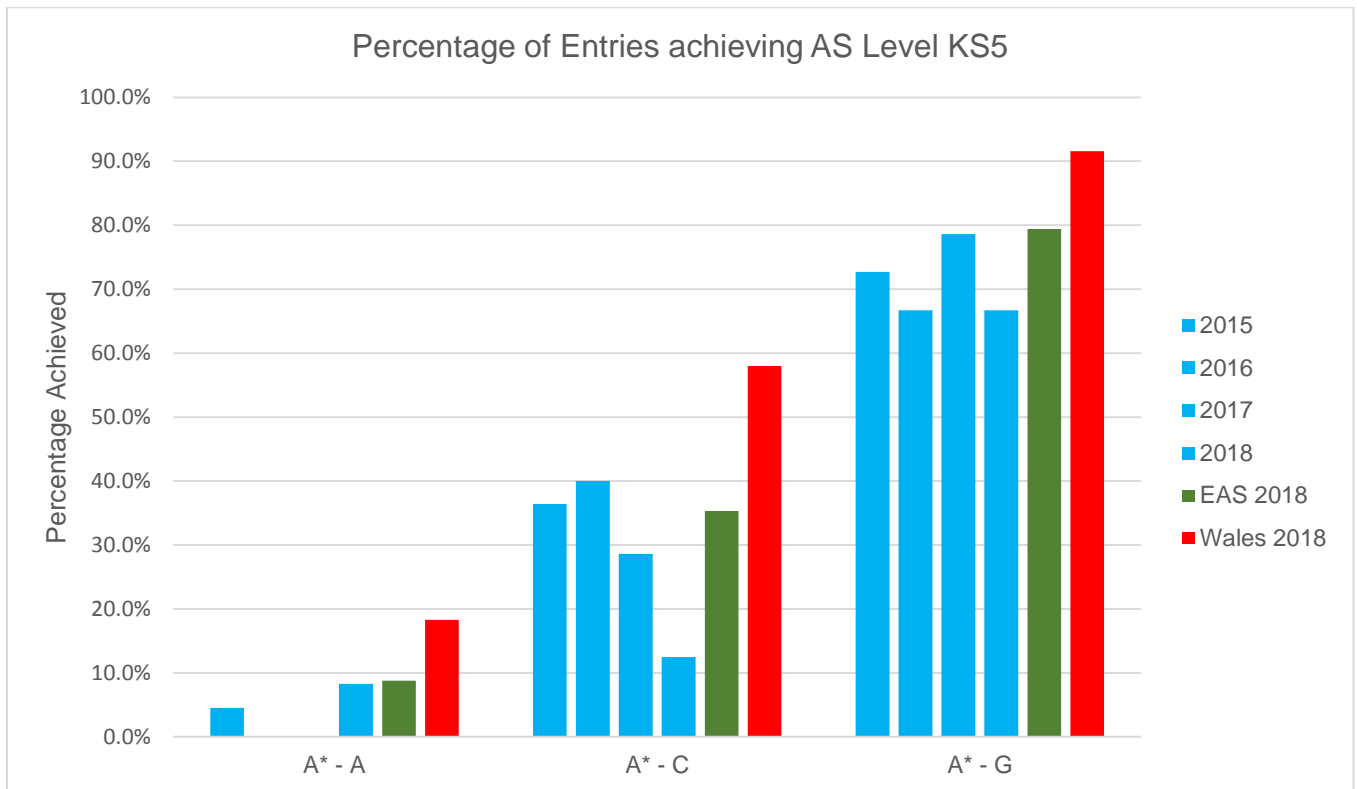
The results at regional level remain stable at 77.5%. Whereas the results at national level have declined by 3.9pp to 77.1%. Results are below the regional and national level.

The results for A* - E grades remain stable at 100%.

Which is above the regional and national results of 99.6%.

AS Level Religious Studies

Caerphilly – AS Level KS5				
	2015	2016	2017	2018
Cohort Size	613	593	448	438
Number of Entries	22	30	14	48
Percentage of Entries	3.6%	5.1%	3.1%	11.0%
A	4.5%	0.0%	0.0%	8.3%
A - C	36.4%	40.0%	28.6%	12.5%
A - E	72.7%	66.7%	78.6%	66.7%



Based on a Three-Year Trend 2015 – 2018

The percentage of entries increased by 7.4pp from 3.6% to 11%. An increase of 26 entries.

The results for A grades increased by 3.8pp from 4.5% to 8.3%.

There is a declining picture regionally, where results decreased by 1.6pp to 8.8%. Whereas nationally results increased by 1.6pp to 18.3%. Results are below the regional and national level.

The results for A - C grades decreased by 23.9pp from 36.4% to 12.5%.

There is a declining picture regionally and nationally by 3.1pp to 35.3% and 6.2pp to 58% respectively. With results below the regional and national level.

The results for A - E grades decreased by 6pp from 72.7% to 66.7%.

There is an improving picture regionally and nationally by 4.2pp to 79.4% and 1.3pp to 91.6% respectively. With results below the regional level and national level.

Appendix 1

Caerphilly Summary

Numbers in Cohort				Numbers of Entries				Percentage of Entries			
Caerphilly - GCSE Short Course KS4				Caerphilly - GCSE Short Course KS4				Caerphilly - GCSE Short Course KS4			
2015	2016	2017	2018	2015	2016	2017	2018	2015	2016	2017	2018
1977	2048	1966	1898	647	607	365	141	32.7%	29.6%	18.6%	7.4%
Caerphilly - GCSE Full Course KS4				Caerphilly - GCSE Full Course KS4				Caerphilly - GCSE Full Course KS4			
2015	2016	2017	2018	2015	2016	2017	2018	2015	2016	2017	2018
1977	2048	1966	1898	679	604	808	811	34.3%	29.5%	41.1%	42.7%
Caerphilly - AS Level KS5				Caerphilly - AS Level KS5				Caerphilly - AS Level KS5			
2015	2016	2017	2018	2015	2016	2017	2018	2015	2016	2017	2018
613	593	448	438	22	30	14	48	3.6%	5.1%	3.1%	11.0%
Caerphilly - A Level KS5				Caerphilly - A Level KS5				Caerphilly - A Level KS5			
2015	2016	2017	2018	2015	2016	2017	2018	2015	2016	2017	2018
613	593	448	438	99	84	60	51	16.2%	14.2%	13.4%	11.6%

Numbers of Results by Grade					Percentage Achieving						
Caerphilly - GCSE Short Course KS4					Caerphilly - GCSE Short Course KS4					3 Year Trend	
	2015	2016	2017	2018		2015	2016	2017	2018	Trend	Difference
A* - A	120	82	27	2	A* - A	18.5%	13.5%	7.4%	1.4%	▼	-17.1%
A* - C	394	272	100	43	A* - C	60.9%	44.8%	27.4%	30.5%	▼	-30.4%
A* - G	592	551	314	114	A* - G	91.5%	90.8%	86.0%	80.9%	▼	-10.6%
Caerphilly - GCSE Full Course KS4					Caerphilly - GCSE Full Course KS4					3 Year Trend	
	2015	2016	2017	2018		2015	2016	2017	2018	Trend	Difference
A* - A	199	167	195	131	A* - A	29.3%	27.6%	24.1%	16.2%	▼	-13.1%
A* - C	485	429	540	472	A* - C	71.4%	71.0%	66.8%	58.2%	▼	-13.2%
A* - G	668	590	784	777	A* - G	98.4%	97.7%	97.0%	95.8%	▼	-2.6%
Caerphilly - AS Level KS5					Caerphilly - AS Level KS5					3 Year Trend	
	2015	2016	2017	2018		2015	2016	2017	2018	Trend	Difference
A* - A	1	0	0	4	A	4.5%	0.0%	0.0%	8.3%	▲	3.8%
A - C	8	12	4	6	A - C	36.4%	40.0%	28.6%	12.5%	▼	-23.9%
A - E	16	20	11	32	A - E	72.7%	66.7%	78.6%	66.7%	▼	-6.0%
Caerphilly - A Level KS5					Caerphilly - A Level KS5					3 Year Trend	
	2015	2016	2017	2018		2015	2016	2017	2018	Trend	Difference
A* - A	12	11	6	7	A* - A	12.1%	13.1%	10.0%	13.7%	▲	1.6%
A* - C	72	58	41	33	A* - C	72.7%	69.0%	68.3%	64.7%	▼	-8.0%
A* - E	99	83	60	51	A* - E	100.0%	98.8%	100.0%	100.0%	◀▶	0.0%

Appendix 2

School Summary

Caerphilly - Schools														
Percentage Achieving														
GCSE Short Course KS4 - A* - A					GCSE Short Course KS4 - A* - C					GCSE Short Course KS4 - A* - G				
School Name	2015	2016	2017	2018	School Name	2015	2016	2017	2018	School Name	2015	2016	2017	2018
Glan-Y-Nant Learning Centre (PRU)	0.0%	0.0%	0.0%	0.0%	Glan-Y-Nant Learning Centre (PRU)	0.0%	0.0%	0.0%	0.0%	Glan-Y-Nant Learning Centre (PRU)	0.0%	33.3%	100.0%	0.0%
Newbridge School	19.8%	71.4%	66.7%	0.0%	Newbridge School	79.2%	100.0%	100.0%	0.0%	Newbridge School	100.0%	100.0%	100.0%	0.0%
Pontllanfraith Comprehensive	0.0%	0.0%	-	-	Pontllanfraith Comprehensive	0.0%	0.0%	-	-	Pontllanfraith Comprehensive	0.0%	100.0%	-	-
Blackwood Comprehensive	0.0%	0.0%	0.0%	0.0%	Blackwood Comprehensive	0.0%	100.0%	0.0%	0.0%	Blackwood Comprehensive	100.0%	100.0%	100.0%	0.0%
Oakdale Comprehensive	0.0%	0.0%	-	-	Oakdale Comprehensive	51.0%	48.2%	-	-	Oakdale Comprehensive	98.0%	96.4%	-	-
St Cenydd Comprehensive	9.2%	3.6%	0.0%	0.0%	St Cenydd Comprehensive	57.9%	31.0%	15.8%	7.7%	St Cenydd Comprehensive	96.1%	91.7%	84.2%	73.1%
Risca Community Comprehensive	11.7%	6.0%	0.0%	0.0%	Risca Community Comprehensive	43.3%	30.0%	21.1%	5.9%	Risca Community Comprehensive	91.7%	90.0%	68.4%	70.6%
St Martin's Comprehensive	27.8%	24.1%	4.2%	0.0%	St Martin's Comprehensive	70.4%	53.7%	20.8%	0.0%	St Martin's Comprehensive	94.4%	85.2%	91.7%	100.0%
Heolddu Comprehensive	42.9%	41.4%	0.0%	0.0%	Heolddu Comprehensive	96.4%	93.1%	0.0%	0.0%	Heolddu Comprehensive	96.4%	100.0%	0.0%	100.0%
Lewis School, Pengam	15.5%	23.9%	15.1%	0.0%	Lewis School, Pengam	56.9%	53.5%	52.1%	62.2%	Lewis School, Pengam	81.0%	89.4%	91.6%	97.3%
Lewis Girls Comprehensive	39.0%	12.9%	0.0%	16.7%	Lewis Girls Comprehensive	78.1%	45.9%	0.0%	50.0%	Lewis Girls Comprehensive	96.2%	89.4%	100.0%	83.3%
Rhymney Comprehensive	0.0%	0.0%	0.0%	-	Rhymney Comprehensive	8.3%	0.0%	0.0%	-	Rhymney Comprehensive	100.0%	92.3%	29.4%	-
Idris Davies 3-18 School	-	-	-	0.0%	Idris Davies 3-18 School	-	-	-	0.0%	Idris Davies 3-18 School	-	-	-	44.4%
Bedwas High School	0.0%	0.0%	0.0%	0.0%	Bedwas High School	0.0%	5.9%	15.4%	32.3%	Bedwas High School	56.5%	82.4%	100.0%	83.9%
Ysgol Gyfun Cwm Rhymni	0.0%	0.0%	0.0%	0.0%	Ysgol Gyfun Cwm Rhymni	0.0%	0.0%	0.0%	0.0%	Ysgol Gyfun Cwm Rhymni	0.0%	0.0%	0.0%	0.0%
Cwmcarn High School	0.0%	1.6%	0.0%	0.0%	Cwmcarn High School	23.8%	38.7%	0.0%	0.0%	Cwmcarn High School	76.2%	93.5%	100.0%	0.0%
Islwyn High	-	-	0.0%	14.3%	Islwyn High	-	-	4.7%	57.1%	Islwyn High	-	-	87.1%	85.7%
Caerphilly	18.5%	13.5%	7.4%	1.4%	Caerphilly	60.9%	44.8%	27.4%	30.5%	Caerphilly	91.5%	90.8%	86.0%	80.9%
EAS	14.2%	12.4%	13.5%	4.6%	EAS	50.1%	40.6%	37.1%	32.8%	EAS	90.3%	85.3%	86.3%	84.7%
Wales	14.1%	11.4%	9.8%	8.1%	Wales	52.3%	45.4%	39.6%	39.2%	Wales	93.1%	90.6%	90.2%	87.8%
GCSE Full Course KS4 - A* - A					GCSE Full Course KS4 - A* - C					GCSE Full Course KS4 - A* - G				
School Name	2015	2016	2017	2018	School Name	2015	2016	2017	2018	School Name	2015	2016	2017	2018
Glan-Y-Nant Learning Centre (PRU)	0.0%	0.0%	0.0%	0.0%	Glan-Y-Nant Learning Centre (PRU)	0.0%	57.1%	100.0%	100.0%	Glan-Y-Nant Learning Centre (PRU)	0.0%	100.0%	100.0%	100.0%
Newbridge School	13.0%	12.5%	15.0%	25.0%	Newbridge School	73.9%	43.8%	75.0%	82.1%	Newbridge School	100.0%	87.5%	100.0%	100.0%
Pontllanfraith Comprehensive	6.3%	23.5%	-	-	Pontllanfraith Comprehensive	12.5%	70.6%	-	-	Pontllanfraith Comprehensive	81.3%	100.0%	-	-
Blackwood Comprehensive	69.4%	45.5%	40.0%	45.5%	Blackwood Comprehensive	100.0%	84.1%	73.3%	93.9%	Blackwood Comprehensive	100.0%	100.0%	100.0%	100.0%
Oakdale Comprehensive	23.2%	17.5%	-	-	Oakdale Comprehensive	78.3%	77.8%	-	-	Oakdale Comprehensive	100.0%	100.0%	-	-
St Cenydd Comprehensive	23.7%	23.8%	17.7%	5.4%	St Cenydd Comprehensive	81.6%	75.0%	65.5%	48.8%	St Cenydd Comprehensive	97.4%	100.0%	98.2%	94.6%
Risca Community Comprehensive	22.2%	10.0%	22.0%	7.8%	Risca Community Comprehensive	77.8%	80.0%	63.4%	32.8%	Risca Community Comprehensive	100.0%	100.0%	95.1%	84.4%
St Martin's Comprehensive	43.6%	34.6%	36.8%	20.3%	St Martin's Comprehensive	79.1%	63.0%	69.2%	62.2%	St Martin's Comprehensive	97.3%	96.3%	94.0%	95.8%
Heolddu Comprehensive	68.8%	46.2%	61.1%	18.6%	Heolddu Comprehensive	93.8%	92.3%	100.0%	88.4%	Heolddu Comprehensive	100.0%	100.0%	100.0%	100.0%
Lewis School, Pengam	0.0%	0.0%	0.0%	10.5%	Lewis School, Pengam	0.0%	0.0%	0.0%	40.7%	Lewis School, Pengam	0.0%	0.0%	0.0%	94.2%
Lewis Girls Comprehensive	66.7%	43.2%	17.9%	17.9%	Lewis Girls Comprehensive	90.5%	97.7%	63.4%	65.4%	Lewis Girls Comprehensive	100.0%	100.0%	96.7%	94.9%
Rhymney Comprehensive	23.8%	14.2%	12.8%	-	Rhymney Comprehensive	59.5%	43.4%	47.9%	-	Rhymney Comprehensive	100.0%	92.0%	93.2%	-
Idris Davies 3-18 School	-	-	-	8.6%	Idris Davies 3-18 School	-	-	-	47.3%	Idris Davies 3-18 School	-	-	-	97.8%
Bedwas High School	14.1%	32.0%	28.2%	23.2%	Bedwas High School	56.4%	76.0%	78.2%	57.1%	Bedwas High School	100.0%	100.0%	100.0%	100.0%
Ysgol Gyfun Cwm Rhymni	35.0%	50.0%	57.9%	32.3%	Ysgol Gyfun Cwm Rhymni	95.0%	100.0%	89.5%	74.2%	Ysgol Gyfun Cwm Rhymni	100.0%	100.0%	100.0%	100.0%
Cwmcarn High School	16.5%	40.7%	0.0%	0.0%	Cwmcarn High School	60.8%	100.0%	0.0%	0.0%	Cwmcarn High School	96.2%	100.0%	0.0%	0.0%
Islwyn High School	-	-	20.8%	23.1%	Islwyn High School	-	-	70.0%	80.8%	Islwyn High School	-	-	99.2%	100.0%
EOTAS	0.0%	0.0%	0.0%	0.0%	EOTAS	0.0%	0.0%	0.0%	0.0%	EOTAS	0.0%	0.0%	100.0%	0.0%
Caerphilly	29.3%	27.6%	24.1%	16.2%	Caerphilly	71.4%	71.0%	66.8%	58.2%	Caerphilly	98.4%	97.7%	97.0%	95.8%
EAS	28.2%	24.1%	23.1%	22.9%	EAS	72.1%	66.8%	66.2%	64.6%	EAS	97.6%	96.2%	95.5%	95.1%
Wales	30.7%	27.8%	24.7%	26.1%	Wales	74.9%	72.0%	68.3%	68.0%	Wales	98.2%	97.8%	97.5%	97.4%

Percentage Achieving

AS Level KS5 A					AS Level KS5 A - C					AS Level KS5 A - E				
School Name	2015	2016	2017	2018	School Name	2015	2016	2017	2018	School Name	2015	2016	2017	2018
Glan-Y-Nant Learning Centre (PRU)	-	-	-	-	Glan-Y-Nant Learning Centre (PRU)	-	-	-	-	Glan-Y-Nant Learning Centre (PRU)	-	-	-	-
Newbridge School	-	-	-	-	Newbridge School	-	-	-	-	Newbridge School	-	-	-	-
Pontllanfraith Comprehensive	-	-	-	-	Pontllanfraith Comprehensive	-	-	-	-	Pontllanfraith Comprehensive	-	-	-	-
Blackwood Comprehensive	-	-	-	-	Blackwood Comprehensive	-	-	-	-	Blackwood Comprehensive	-	-	-	-
Oakdale Comprehensive	-	-	-	-	Oakdale Comprehensive	-	-	-	-	Oakdale Comprehensive	-	-	-	-
St Cenydd Comprehensive	0.0%	0.0%	0.0%	0.0%	St Cenydd Comprehensive	0.0%	0.0%	33.3%	50.0%	St Cenydd Comprehensive	100.0%	100.0%	66.7%	100.0%
Risca Community Comprehensive	-	-	-	-	Risca Community Comprehensive	-	-	-	-	Risca Community Comprehensive	-	-	-	-
St Martin's Comprehensive	0.0%	0.0%	0.0%	-	St Martin's Comprehensive	60.0%	60.0%	50.0%	-	St Martin's Comprehensive	60.0%	60.0%	100.0%	-
Heolddu Comprehensive	0.0%	0.0%	0.0%	25.0%	Heolddu Comprehensive	0.0%	33.3%	0.0%	25.0%	Heolddu Comprehensive	50.0%	33.3%	100.0%	75.0%
Lewis School, Pengam	-	0.0%	0.0%	0.0%	Lewis School, Pengam	-	0.0%	0.0%	0.0%	Lewis School, Pengam	-	33.3%	0.0%	0.0%
Lewis Girls Comprehensive	0.0%	0.0%	0.0%	16.7%	Lewis Girls Comprehensive	0.0%	0.0%	100.0%	16.7%	Lewis Girls Comprehensive	0.0%	100.0%	100.0%	83.3%
Rhymney Comprehensive	0.0%	0.0%	0.0%	-	Rhymney Comprehensive	0.0%	0.0%	0.0%	-	Rhymney Comprehensive	100.0%	50.0%	100.0%	-
Idris Davies 3-18 School	-	-	-	0.0%	Idris Davies 3-18 School	-	-	-	0.0%	Idris Davies 3-18 School	-	-	-	60.0%
Bedwas High School	0.0%	0.0%	-	0.0%	Bedwas High School	50.0%	100.0%	-	0.0%	Bedwas High School	87.5%	100.0%	-	75.0%
Ysgol Gyfun Cwm Rhymni	100.0%	0.0%	-	0.0%	Ysgol Gyfun Cwm Rhymni	100.0%	33.3%	-	0.0%	Ysgol Gyfun Cwm Rhymni	100.0%	66.7%	-	0.0%
Cwmcarn High School	0.0%	0.0%	-	-	Cwmcarn High School	0.0%	40.0%	-	-	Cwmcarn High School	50.0%	60.0%	-	-
Islwyn High	-	-	-	-	Islwyn High	-	-	-	-	Islwyn High	-	-	-	-
Caerphilly	4.5%	0.0%	0.0%	8.3%	Caerphilly	36.4%	40.0%	28.6%	12.5%	Caerphilly	72.7%	66.7%	78.6%	66.7%
EAS	10.4%	8.2%	8.5%	8.8%	EAS	38.4%	42.9%	27.1%	35.3%	EAS	75.2%	73.5%	83.1%	79.4%
Wales	16.7%	15.6%	19.1%	18.3%	Wales	64.2%	62.7%	62.3%	58.0%	Wales	90.3%	89.1%	90.6%	91.6%

A Level KS5 A* - A					A Level KS5 A* - C					A Level KS5 A* - E				
School Name	2015	2016	2017	2018	School Name	2015	2016	2017	2018	School Name	2015	2016	2017	2018
Glan-Y-Nant Learning Centre (PRU)	-	-	-	-	Glan-Y-Nant Learning Centre (PRU)	-	-	-	-	Glan-Y-Nant Learning Centre (PRU)	-	-	-	-
Newbridge School	-	-	-	-	Newbridge School	-	-	-	-	Newbridge School	-	-	-	-
Pontllanfraith Comprehensive	-	-	-	-	Pontllanfraith Comprehensive	-	-	-	-	Pontllanfraith Comprehensive	-	-	-	-
Blackwood Comprehensive	-	-	-	-	Blackwood Comprehensive	-	-	-	-	Blackwood Comprehensive	-	-	-	-
Oakdale Comprehensive	-	-	-	-	Oakdale Comprehensive	-	-	-	-	Oakdale Comprehensive	-	-	-	-
St Cenydd Comprehensive	7.1%	5.9%	9.1%	7.7%	St Cenydd Comprehensive	78.6%	52.9%	72.7%	53.8%	St Cenydd Comprehensive	100.0%	94.1%	100.0%	100.0%
Risca Community Comprehensive	-	-	-	-	Risca Community Comprehensive	-	-	-	-	Risca Community Comprehensive	-	-	-	-
St Martin's Comprehensive	11.1%	10.0%	10.0%	66.7%	St Martin's Comprehensive	77.8%	70.0%	60.0%	100.0%	St Martin's Comprehensive	100.0%	100.0%	100.0%	100.0%
Heolddu Comprehensive	0.0%	0.0%	0.0%	0.0%	Heolddu Comprehensive	80.0%	44.4%	50.0%	83.3%	Heolddu Comprehensive	100.0%	100.0%	100.0%	100.0%
Lewis School, Pengam	-	0.0%	-	0.0%	Lewis School, Pengam	-	0.0%	-	100.0%	Lewis School, Pengam	-	100.0%	-	100.0%
Lewis Girls Comprehensive	0.0%	20.0%	16.7%	0.0%	Lewis Girls Comprehensive	47.4%	60.0%	83.3%	71.4%	Lewis Girls Comprehensive	100.0%	100.0%	100.0%	100.0%
Rhymney Comprehensive	10.0%	27.3%	13.3%	-	Rhymney Comprehensive	80.0%	81.8%	66.7%	-	Rhymney Comprehensive	100.0%	100.0%	100.0%	-
Idris Davies 3-18 School	-	-	-	16.7%	Idris Davies 3-18 School	-	-	-	50.0%	Idris Davies 3-18 School	-	-	-	100.0%
Bedwas High School	17.6%	16.7%	0.0%	28.6%	Bedwas High School	82.4%	100.0%	83.3%	71.4%	Bedwas High School	100.0%	100.0%	100.0%	100.0%
Ysgol Gyfun Cwm Rhymni	20.0%	10.0%	12.5%	12.5%	Ysgol Gyfun Cwm Rhymni	80.0%	100.0%	62.5%	50.0%	Ysgol Gyfun Cwm Rhymni	100.0%	100.0%	100.0%	100.0%
Cwmcarn High School	33.3%	20.0%	-	-	Cwmcarn High School	73.3%	70.0%	-	-	Cwmcarn High School	100.0%	100.0%	-	-
Islwyn High	-	-	-	-	Islwyn High	-	-	-	-	Islwyn High	-	-	-	-
Caerphilly	12.1%	13.1%	10.0%	13.7%	Caerphilly	72.7%	69.0%	68.3%	64.7%	Caerphilly	100.0%	98.8%	100.0%	100.0%
EAS	22.5%	15.8%	17.6%	21.6%	EAS	38.4%	42.9%	27.1%	35.3%	EAS	75.2%	73.5%	83.1%	79.4%
Wales	22.6%	18.3%	18.2%	22.0%	Wales	81.0%	78.9%	78.1%	77.1%	Wales	99.7%	99.1%	99.6%	99.6%